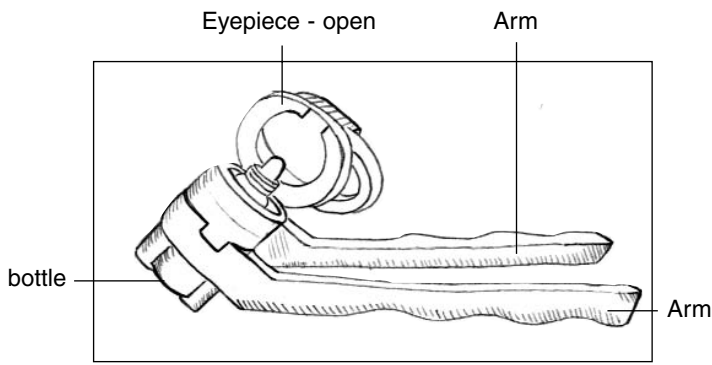


# Opticare Arthro 5

## EYE DROP DISPENSER



Eye piece rotates left or right for most comfortable administration.



### FOR PROPER HYGIENIC CARE

To avoid possibility of transferring infection:  
Clean regularly by immersing the dispenser in boiling water.  
**Do not share the dispenser with other person(s)**

**This product is designed for single person use.**

**NOTE: OPTICARE ARTHRO 5 fits most 2.5ml and 5ml round and oval eye drop bottles. Seams of oval bottles must be lined up with guide panels in loading bay.**

**ALSO AVAILABLE-OPTICARE ARTHRO 10 for 10, 15 and 20ml eye drop bottles.**

**Cameron Graham Limited**

Unit B1,  
Crosland Road Industrial Estate,  
Netherton,  
Huddersfield HD4 7DQ

Tel: 01484 667822 Fax: 01484 667817 Opticare is a Registered Trade Mark



MDA Reg. CA001131  
UK Patent 2216802B  
US Patent D345,603

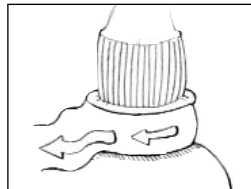


### FITS 2.5ML AND 5ML PLASTIC EYE DROP BOTTLES.

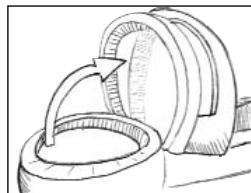
**A COMPLETE EYE DROP DELIVERY SYSTEM FOR PEOPLE WHO HAVE DIFFICULTY SELF ADMINISTERING EYE DROPS**

## INSTALLING EYE DROP BOTTLE


- 1 If bottle is new, remove protective seal(s).




- 2 Open eye piece towards arms.



- 3 Place dispenser on flat surface and SPREAD ARMS OPEN. Push eye drop bottle into dispenser until base is fully depressed.

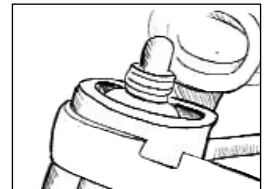


- 4 Snap eyepiece closed. (The bottle stays in Dispenser until empty. Repeat installation only on receipt of a new bottle)

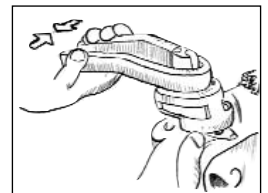


## INSTRUCTIONS FOR USE

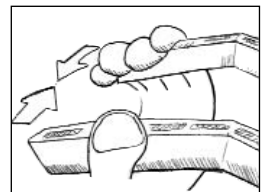
1. Open eye piece and remove bottle cap. Close eye piece. Eye piece rotates left or right for most comfortable administration.



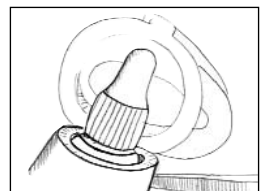
- 2 While sitting back or lying down, tilt head back and place eye piece securely over eye. Eye piece has finger space for pulling down lower eye lid with free hand.



- 3 GENTLY squeeze arms of dispenser to instil eye drop(s): one drop per squeeze.



- 4 Open eye piece and replace bottle cap. Close eyepiece.



**YOUR DISPENSER IS NOW READY FOR USE**

**KEEP DISPENSER IN COOL, CLEAN PLACE FOR NEXT USE**