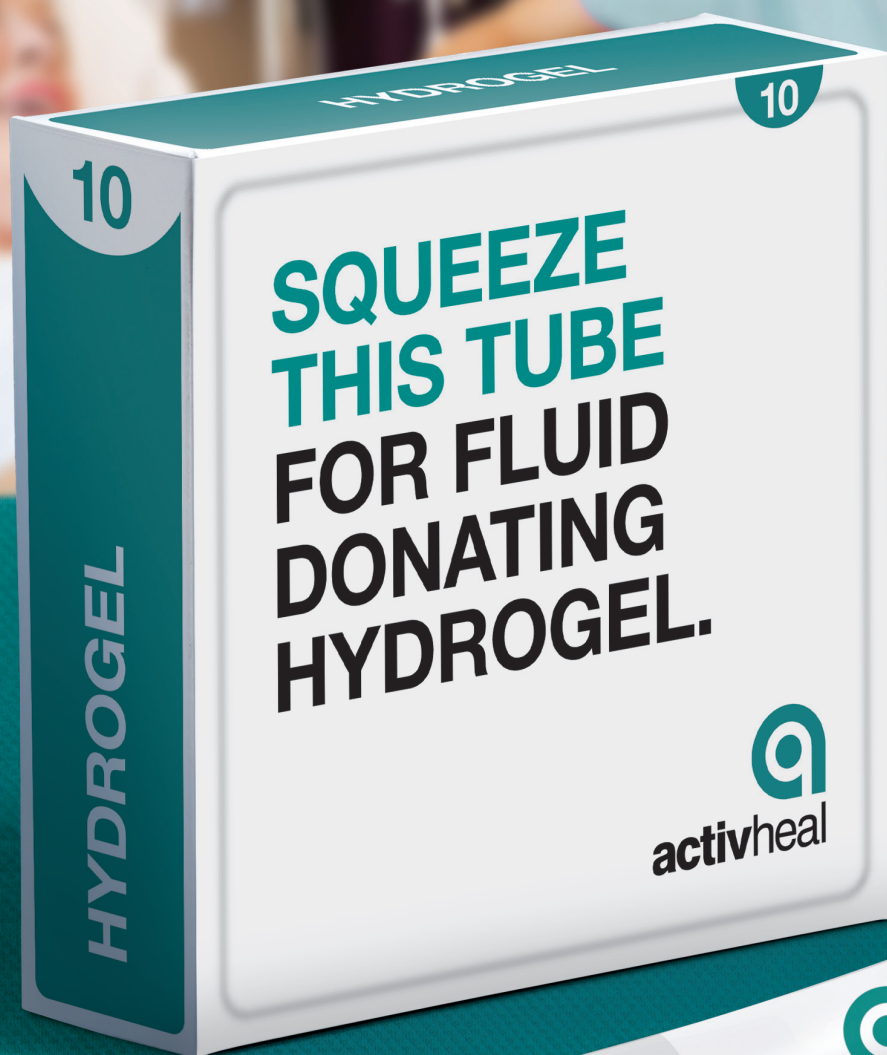


HYDROGEL



FEATURES

Excellent fluid donation // Aids autolytic debridement // Rehydrates dry necrotic wounds //
 Provides a moist wound environment // Removes devitalised tissue //
 Encourages growth and migration of epithelial cells

ACTIVHEAL® HYDROGEL IS AN EFFECTIVE METHOD FOR HYDRATING DRY NECROTIC AND SLOUGHY WOUNDS.

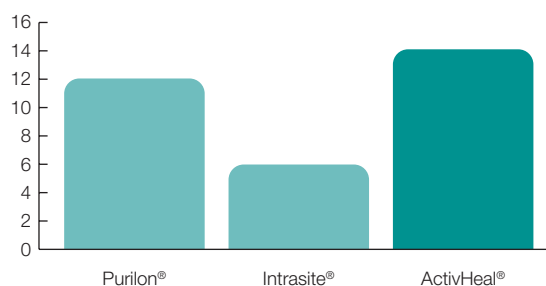
ActivHeal® Hydrogel is an amorphous gel that contains 85% water and gently increases the moisture level within the wound, encouraging moist wound healing through autolytic debridement.

ActivHeal® Hydrogel is a crucial product in any wound care treatment when fluid donation is essential. The gel is delivered through a tube onto the wound area as a primary dressing and can remain *in situ* to deliver important rehydration to the wound.

PERFORMANCE

ActivHeal® Hydrogel has a superior level of fluid donation compared with other market leaders. The gel is specifically designed with an 85% water content which ensures an ideal moist wound healing environment and reduces the risk of scarring¹.

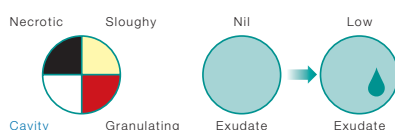
Fluid donation (% decrease in Hydrogel weight)²



INDICATIONS

ActivHeal® Hydrogel is used as a primary dressing indicated for use on dry and sloughy wounds with nil to low exudate including:

- Pressure ulcers
- Leg ulcers
- Diabetic foot ulcers
- Cavity wounds
- Skin donor sites



CASE STUDY

A 56 year old man with a history of ulcerative colitis who was diagnosed with a perforated bowel with faecal contamination. An urgent bowel resection was performed and the patient was subsequently transferred to ITU for management. During his stay in ITU the patient required high levels of inotropic support which resulted in the development of peripheral tissue necrosis.



DAY 1

Wound assessment was performed by the Vascular Nurse Specialist and found to have a competent vascular system with palpable pulses. He had necrotic areas to both feet which were isolated to the lateral side and full tissue depth.

DAY 18

After a full assessment the treatment selected to promote autolytic debridement was ActivHeal® Hydrogel covered by a film as a secondary dressing. This dressing was changed every 48hrs.

DAY 24

Following multiple treatments the wound showed considerable improvement. The wound now had 100% granulation tissue present.

SIZES AND CODES

ActivHeal® Hydrogel is available through a variety of channels including NHS Supply Chain and the Drug Tariff.

ActivHeal® Hydrogel

SIZE	DRESSINGS PER CARTON	PRODUCT CODE	NHS SUPPLY CHAIN CODE	DT CODE
8G	10	10011131	ELA639	377-9956
15G	10	10007419	ELG018	301-6847

References

1. Winter GD (1962) Formation of a scab and the rate of epithelialization of superficial wounds in the skin of the young domestic pig. Nature 193: 293-34.
2. SMTL independent data 04/1722/2.

Purilon is a registered trademark of Coloplast and Intrasite is a registered trademark of Smith & Nephew.